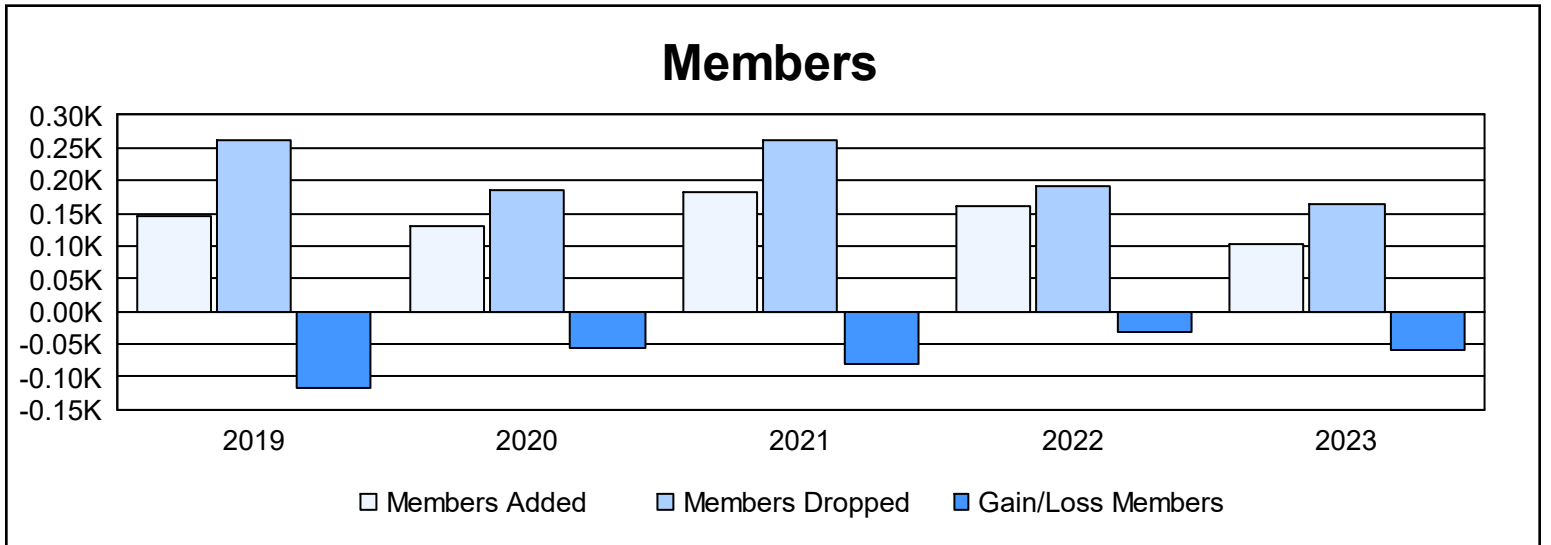
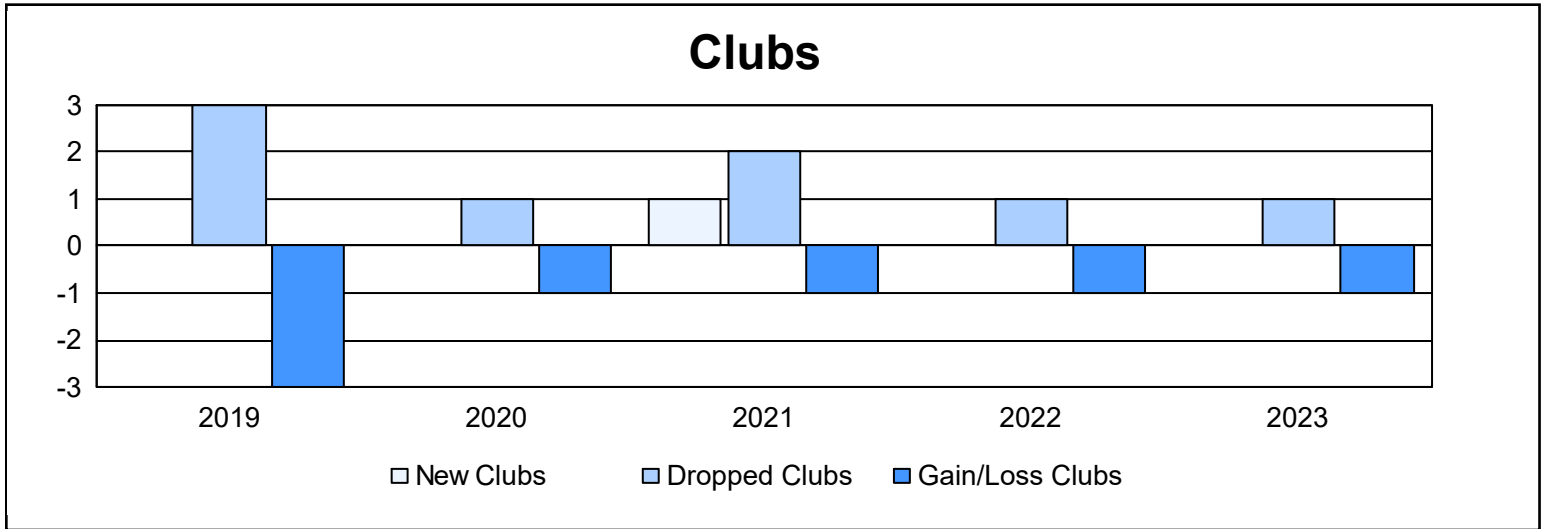
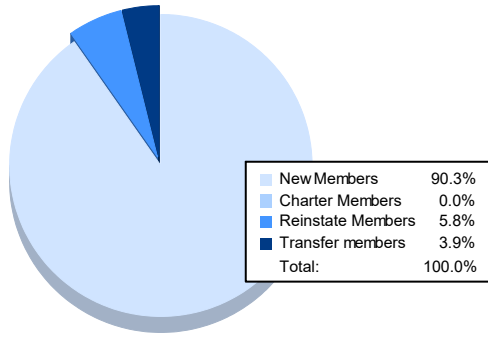


| Year | New Clubs | Dropped Clubs | Gain/ Loss Clubs | New Members | Charter Members | Reinstate Members | Transfer Members | Total Member Added | Total Members Dropped | Gain/ Loss Members |
|----------------|-----------|---------------|------------------|-------------|-----------------|-------------------|------------------|--------------------|-----------------------|--------------------|
| 2018-2019 | 0 | 3 | -3 | 129 | 6 | 5 | 5 | 145 | 262 | -117 |
| 2019-2020 | 0 | 1 | -1 | 121 | 3 | 2 | 3 | 129 | 185 | -56 |
| 2020-2021 | 1 | 2 | -1 | 97 | 33 | 52 | 0 | 182 | 263 | -81 |
| 2021-2022 | 0 | 1 | -1 | 116 | 7 | 35 | 3 | 161 | 192 | -31 |
| 2022-2023 | 0 | 1 | -1 | 93 | 0 | 6 | 4 | 103 | 163 | -60 |
| Average | 0 | 2 | -1 | 111 | 10 | 20 | 3 | 144 | 213 | -69 |



Membership Composition June 2023 Cumulative



Gender Composition June 2023 Cumulative

